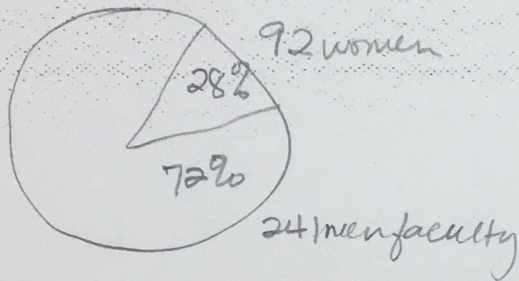
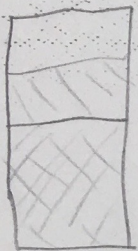


SCU full time<sup>47</sup> faculty 333

SCU full time women faculty 92

SCU full time men faculty 241



tenured  
% of faculty who are female  
18.6%

$$\% \text{ full time women faculty } \frac{92}{333} = 28\%$$

8 excludes visitors

SCU  
Instat  
Source: Research

SCU Total (full & part time) faculty = 555

SCU Total women faculty (92 + 68) = 160

SCU Total men faculty (241 - 157) = 395

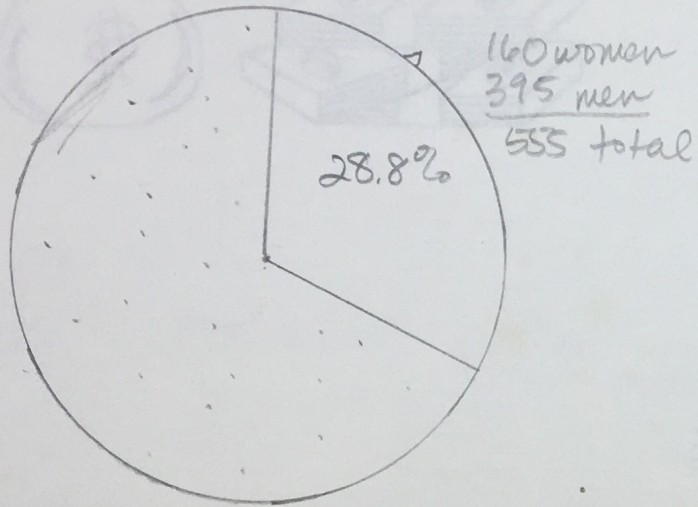
$$\% \text{ Total women faculty } \frac{160}{555} =$$

28.8%

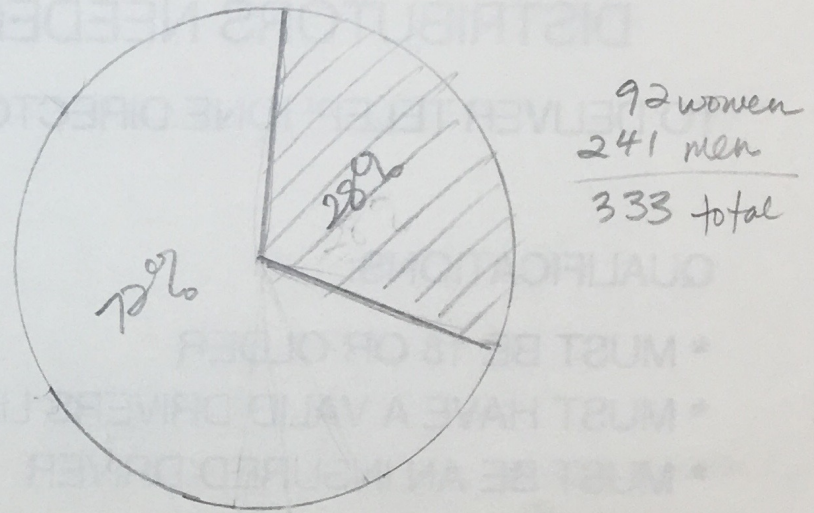
$$28.8\% = 295$$


Source: Instat  
Research

Faculty Part time & Full Time



Faculty Full Time



 women faculty

sell  
graduate + undergraduate  
faculty

source institutional  
research